


AM Lifts Ltd

SOLO

Home Compact Lift



Up to 600kg— miniscule floor area—self supporting — up to 5 levels — semi or fully Auto door operation




9 KEY BENEFITS

OF THE SOLO LIFT



SOLO




- 1 Needs only a 50mm recess or ramp
- 2 Ranges from 300kg to 600kg
- 3 Ecologically friendly - no hydraulic oil is used
- 4 Cladding available in an extensive range of skin plate colours
- 5 Economical - the belt drive system requires only a 750 Watt output (240 Volt single phase)
- 6 The car has a modular composition meaning that should the building subsequently be used for alternative purposes or the users requirements change, it can easily be replaced
- 7 Components and spare parts are easy to obtain, meaning the requirements of maintenance firms are fulfilled and the free market choice policy is supported
- 8 Helps meet the requirements of the Disability Discrimination Act (DDA) 1995 and Part M of the Building Regulations. It will also help compliance with BS8300:2001 - meeting the needs of disabled people
- 9 Built to comply with the Essential Safety Requirements of the Machinery Directive 98/37/EC and ISO 9386 - 1:2000 - power operated lifting platforms for persons with impaired mobility

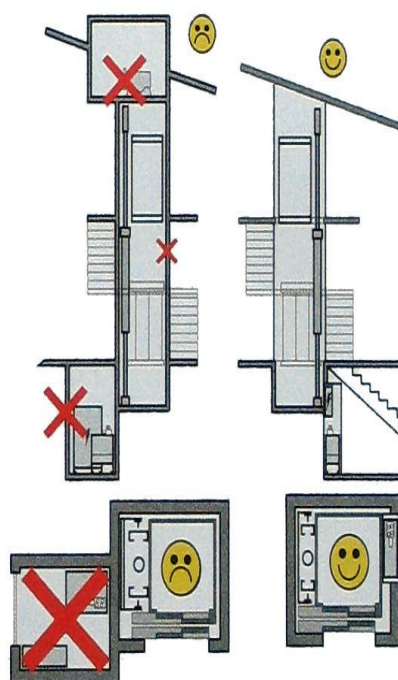
TAKING 'HOME' LIFTS TO NEW HEIGHTS

**FOR MORE
INFORMATION
CALL OUR
HELPLINE**

**0161 480
9771**



Only requires a 50mm recess or ramp



AM Lifts Ltd
Rayner House
23 Higher Hillgate
Stockport
Cheshire
SK1 3ER

Tel: 0161 480 9771
Fax: 0161 480 9881
Mob: 0755 337 4219
Email: Info@amlifts.co.uk
Web: www.amlifts.co.uk

AM LIFTS Ltd

SOLO LIFT

LIFT CABIN OPTIONS

■ **Economic**
Standard Skinplate range
and handrail

■ **Business**
Laminate plus mirror
and rubber bubble floor
(extra cost)

■ **Elegance**
More special finishes
available on request



Optional
integrated
stow-away seat



P3 FEATURING: P3 Cream Skinplate,
V1 PVC Flooring, Brushed Stainless Steel Handrail,
Stow-away Seat, Polished Stainless Steel Mirror



KF FEATURING: KF Light Blue Laminate,
V1 PVC Flooring, Polished Stainless Steel Mirror

Up to 600Kg Payload—Serving from 2 to 5 levels

Floor Area requirement for 600KG — not more than 2000mm x 1800



**FOR MORE
INFORMATION
CALL
HELPLINE**

0161 480 9771

PUSH BUTTONS

- Braille Tactile with LED call accept indication
- Cabin floor identification with overload indicator
- Alarm button activates voice contact with the rescue service (via Autodialer)

FINISHES

| SKINPLATE |  |  |  |  |  |  |
|------------------|---|---|---|--|---|---|
| | P2 Light Grey | P3 Cream | P4 Passion Red | P5 Turquoise Blue | P7 Pine | P10 Light Green |
| PVC FLOORING |  |  |  | | | |
| | V1 | V2 | V3 | | | |
| PLASTIC LAMINATE |  |  |  |  |  |  |
| | KH Wood | KB Veined Red | KC Veined Light Green | KD Light Pink | KE Dark Red | KF Light Blue |

LIGHTING OPTIONS

4 Standard Spot Lights



Standard Matrix Lighting



Random Matrix Lighting



Every care has been taken to ensure that the colours are accurate at the time of printing and are given for guidance and comparison purposes only